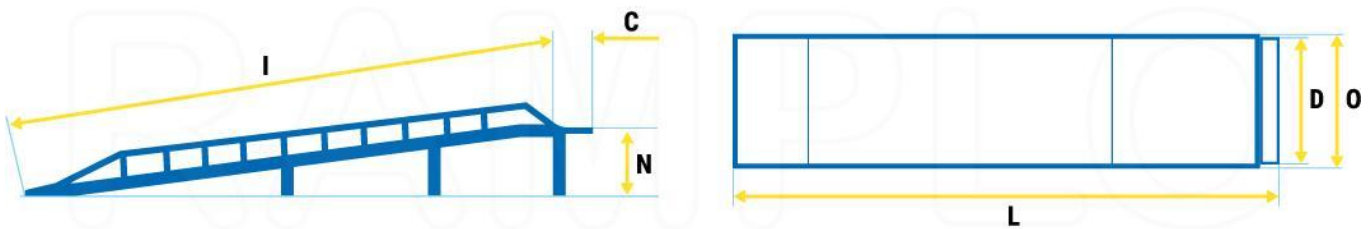


Fixed ramps RL-FX (without horizontal part):



For the purposes of connecting ground level and warehouse level, we produce fixed ramps RL-FX which consist only from incline part and small connection bridge. These ramps are used when you don't need to center forklift before entering warehouse, as there is space inside warehouse. These ramps are cheaper and shorter than ramps with horizontal part RL-FXH and of course cheaper than mobile ramps RL-MR.

Dimensions and specifications:



#	Model	Loading capacity, tons	I	C	L	D	O	N
1	RL-FX-6000-80	6	8000	27 0	8270	2000	2230	1100/1200
2	RL-FX-6000-100	6	1000 0	27 0	1027 0	2000	2230	1100/1200
3	RL-FX-6000-120	6	1200 0	27 0	1227 0	2000	2330	1100/1200
4	RL-FX-8000-80	8	8000	27 0	8270	2000	2250	1100/1200
5	RL-FX-8000-100	8	1000 0	27 0	1027 0	2000	2250	1100/1200
6	RL-FX-8000-120	8	1200 0	27 0	1227 0	2000	2250	1100/1200
7	RL-FX-10000-80	10	8000	27 0	8270	2000	2270	1100/1200
8	RL-FX-10000-100	10	1000 0	27 0	1027 0	2000	2270	1100/1200
9	RL-FX-10000-120	10	1200 0	27 0	1227 0	2000	2270	1100/1200

We also make individual ramps - shorter/longer, wider/narrower, higher/lower, other loading capacity and configuration.







Worldwide warranty: 18 months

Period of production: 2-5 weeks (or sooner in case we have the requested standard model on stock or in production)

Delivery within Europe: maximum 7 days



Additional options for fixed ramps RL-FX (without horizontal part):

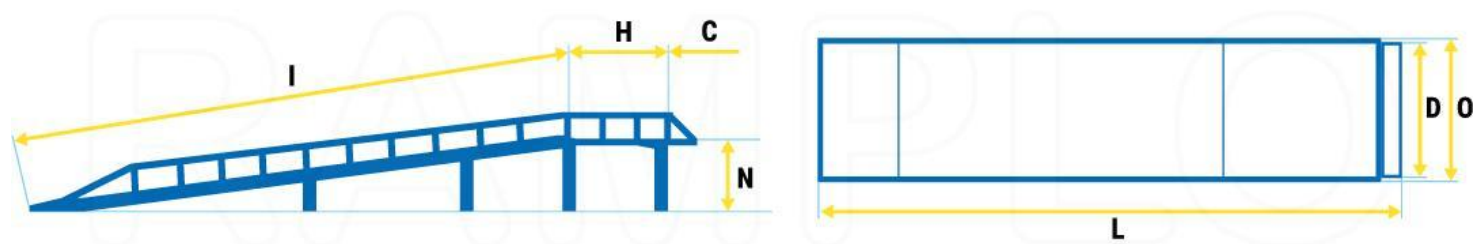
photo	name	photo	name
	<p>Additional protective hand railings, 1100 mm height, mountable OPT-HR.</p>		<p>Anti-skid grating (I-1000)*D instead of regular OPT-SRS.</p>
	<p>Zinc-coated grating (I-1000)*D instead of regular OPT-ZRS.</p>		<p>Zinc-coated anti-skid grating (I-1000)*D instead of regular OPT-ZSRS.</p>
	<p>Tent cover over the ramp (I-1000)*O, mountable OPT-TC.</p>		<p>Choosing a different color OPT-CLR. (standard color is blue): (G) green; (R) red; (O) orange; Y (yellow); (G) gray; (R) red.</p>

[Fixed ramps RL-FXH \(with horizontal part\):](#)



For customers who don't need ramp to be movable and adjustable in height, we offer easier solution -- fixed ramps RL-FXH with horizontal board for aligning forklift position before entering truck body or warehouse.

Dimensions and specifications:



#	Model	Loading capacity, tons	I	H	C	L	D	O	N*
1	RL-FXH-6000-8025	6	8000	2500	270	10770	2000	2230	1100/1200
2	RL-FXH-6000-10025	6	10000	2500	270	12770	2000	2230	1100/1200
3	RL-FXH-8000-8025	8	8000	2500	270	10770	2000	2250	1100/1200
4	RL-FXH-8000-10025	8	10000	2500	270	12770	2000	2250	1100/1200
5	RL-FXH-10000-8025	10	8000	2500	270	10770	2000	2270	1100/1200
6	RL-FXH-10000-10025	10	10000	2500	270	12770	2000	2270	1100/1200

We also make individual ramps - shorter/longer, wider/narrower, higher/lower, other loading capacity and configuration.










Worldwide warranty: 18 months

Period of production: 2-5 weeks (or sooner in case we have the requested standard model on stock or in production)

Delivery within Europe: maximum 7 days



Additional options for fixed ramps RL-FXH (with horizontal part):

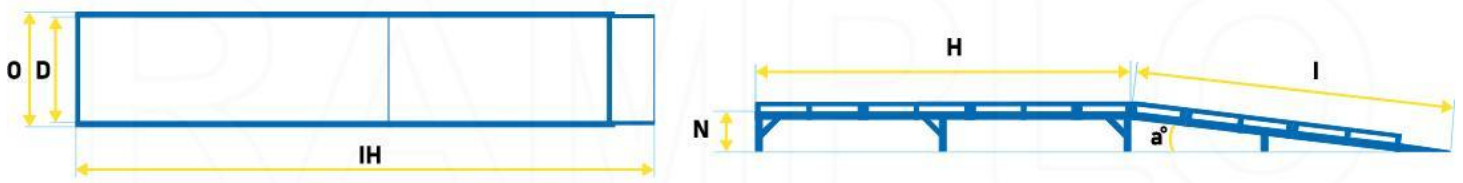
photo	name	photo	name
	<p>Additional protective hand railings, 1100 mm height, mountable OPT-HR.</p>		<p>Three-sided unloading mobile ramp. Supplied with safety legs OPT-2SL3SW.</p>
	<p>Ladder with the platform for pedestrians (forklift driver) OPT-LDP</p>		<p>Ladder for pedestrians (forklift driver) OPT-LD.</p>
	<p>Anti-skid grating (I-1000+H)*D instead of regular OPT-SRS.</p>		<p>Zinc-coated grating (I-1000+H)*D instead of regular OPT-ZRS.</p>
	<p>Zinc-coated anti-skid grating (I-1000+H)*D instead of regular OPT-ZSRS.</p>		<p>Tent cover over the ramp (I-1000+H)*O, mountable OPT-TC.</p>
	<p>Choosing a different color OPT-CLR. (standard color is blue): (G) green; (R) red; (O) orange; Y (yellow); (G) gray; (R) red.</p>		

Levelling ramps for LCV RL-LCVR:



This is a special designed truck ramp for loading / unloading commercial vehicles at standard dock gates of modern warehouses. Our equipment helps to eliminate difference in heights of commercial vehicles (550-650 mm) and height of dock gates, dedicated for big semi-trailers (1100-1300 mm).

Dimensions and specifications:



#	Model	Loading capacity, tons	I	H	IH	N	D	O	a°
1	RL-LCVR8-I6000-H7000xD2350-N600*	8	6000	7000	1300 0	600	2350	2450	5,74
2	RL-LCVR8-I5000-H7000xD2350-N550**	8	5000	7000	1200 0	550	2350	2450	6,32
3	RL-LCVR5-I6000-H5000xD2350-N650***	5	6000	5000	11000	650	2350	2450	6,22
4	RL-LCVR8-I13000-H0xD2350-N550	8	1300 0	0	1300 0	550	2350	2450	2,42
5	RL-LCVR5-I11000-H0xD2350-N650	5	11000	0	11000	650	2350	2450	2,87
6	RL-LCVR8-I6000-H7000xD6000-N600****	8	6000	7000	1300 0	600	6000	6100	5,74
7	RL-LCVR8-I5000-H7000xD6000-N550****	8	5000	7000	1200 0	550	6000	6100	6,32
8	RL-LCVR5-I6000-H5000xD6000-N650****	5	6000	5000	11000	650	6000	6100	6,22

* best choice – for all types of commercial vehicles, small and medium.

** for medium commercial vehicles, like Ford Transit, Mercedes Sprinter, Iveco Daily, VW Crafter, Fiat Ducato and similar.

*** for small commercial vehicles like Renault Traffic, VW Transporter, Ford Transit Custom, Peugeot Expert and similar

**** shipped divided into 3 parts.

We also make individual ramps - shorter/longer, wider/narrower, higher/lower, other loading capacity and configuration.



Worldwide warranty: 18 months

Period of production: 2-5 weeks (or sooner in case we have the requested standard model on stock or in production)

Delivery within Europe: maximum 7 days



Additional options for levelling ramps for LCV RL-LCVR:

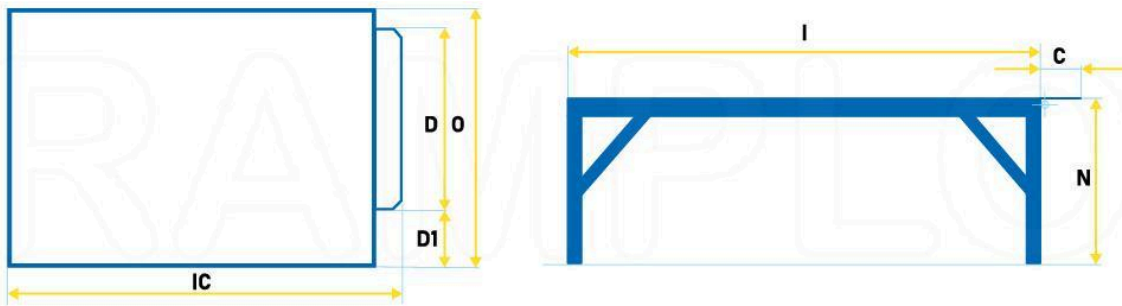
photo	name	photo	name
	Additional protective hand railings, 1100 mm height, mountable OPT-HR.		Ladder with the platform for pedestrians (forklift driver) OPT-LDP
	Ladder for pedestrians (forklift driver) OPT-LD.		Wheel risers OPT -WR4100
	Pair of wheels for local small moving		Wheel chocks OPT -4WCH
	Hydraulic folding bridge OPT -BR2		Anti-skid grating (I-1000+H)*D instead of regular OPT-SRS.
	Zinc-coated grating (I-1000+H)*D instead of regular OPT-ZRS.		Zinc-coated anti-skid grating (I-1000+H)*D instead of regular OPT-ZSRS.
	Tent cover over the ramp (I-1000+H)*O, mountable OPT-TC.		Choosing a different color OPT-CLR. (standard color is blue): (G) green; (R) red; (O) orange; Y (yellow); (G) gray; (R) red.

[Loading platform RL-LMP:](#)



The loading platforms easily enlarges the storage area, allows convenient approach of the truck, gives more space for maneuvering of warehouse equipment, and enlarges the area for other actions with the goods before or after loading/unloading to/from the truck.

Dimensions and specifications:



#	Model	Weight capacity, tons	O	I	C	IC	N	D	D1
1	RL-LMP3000-4000x2400	3	2400	4000	270	4270	1100/1200	2000	300
2	RL-LMP3000-6000x2400	3	2400	6000	270	6270	1100/1200	2000	300
3	RL-LMP3000-4000x2800	3	2800	4000	270	4270	1100/1200	2000	700
4	RL-LMP3000-6000x2800	3	2800	6000	270	6270	1100/1200	2000	700
5	RL-LMP8000-6000x2400	8	2400	4000	270	4270	1100/1200	2000	300
6	RL-LMP8000-6000x2400	8	2400	6000	270	6270	1100/1200	2000	300
7	RL-LMP8000-4000x2800	8	2800	4000	270	4270	1100/1200	2000	700
8	RL-LMP8000-6000x2800	8	2800	6000	270	6270	1100/1200	2000	700
9	RL-LMP12000-4000x2400	12	2400	4000	270	4270	1100/1200	2000	300
10	RL-LMP12000-6000x2400	12	2400	6000	270	6270	1100/1200	2000	300
11	RL-LMP12000-4000x2800	12	2800	4000	270	4270	1100/1200	2000	700
12	RL-LMP12000-6000x2800	12	2800	6000	270	6270	1100/1200	2000	700

We also make individual ramps - shorter/longer, wider/narrower, higher/lower, other loading capacity and configuration.











Worldwide warranty: 18 months

Period of production: 2-5 weeks (or sooner in case we have the requested standard model on stock or in production)

Delivery within Europe: maximum 7 days



Additional options for loading platform RL-LMP:

photo	name	photo	name
	Height adjustment on 1 side OPT-HA1		Height adjustment on 2 sides OPT-HA2
	Hand rails on 1 side O, 1100 mm height, mountable OPT-HRI		Hand rails on 1 side I, 1100 mm height, mountable OPT-HRI
	Ladder with the platform for pedestrians (forklift driver) OPT-LDP		Ladder for pedestrians (forklift driver) OPT-LD
	Pair of wheels for local small moving OPT-WL		Additional connection bridge OPT-AB
	Inside dock leveller instead of DxC bridge OPT-DL		Rubber bumpers rectangular, pair OPT-RRB

	<p>Hydraulic folding bridge OPT-BR2</p>		<p>Roof above platform IxO OPT-RF</p>
	<p>Wheel guides for truck, pair OPT-WGD</p>		<p>Tent cover over the ramp (I-1000+H)*O, mountable OPT-TC.</p>
	<p>Rubber bumpers on I side OPT-DRBI</p>		<p>Rubber bumpers on O side OPT-DRBO</p>
	<p>Anti-skid grating IxO instead of regular OPT-SRS.</p>		<p>Zinc-coated grating IxO instead of regular OPT-ZRS.</p>
	<p>Zinc-coated anti-skid grating IxO instead of regular OPT-ZSRS.</p>		<p>Choosing a different color OPT-CLR. (standard color is blue): (G) green; (R) red; (O) orange; Y (yellow); (G) gray; (R) red.</p>